



Certificate of Analysis



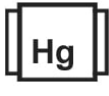







FOR COMPLIANCE

Sample:AL40214004-001
Harvest/Lot ID: F240392THC
Batch#: 8318 3071 2541 5972
Seed to Sale# Biotrack
Sample Size Received: 13 units
Total Amount: 2292 units
Retail Product Size: 355 gram
Sampled: 02/13/24 03:30 PM
Sampling Start: 03:30 PM
Sampling End: 04:00 PM
Sampling Method: SOP.T.20.010.NY

PASSED

Pages 1 of 6

Harney Brothers Cannabis
License # : OCM-AUCP-23-000041
5723 Rt 22
Millerton, NY, 12546, US

PRODUCT IMAGE	SAFETY RESULTS								MISC.
	 Pesticides PASSED	 Heavy Metals PASSED	 Microbials PASSED	 Mycotoxins PASSED	 Residuals Solvents PASSED	 Filtration NOT TESTED	 Water Activity NOT TESTED	 Moisture NOT TESTED	 Terpenes TESTED

 **Cannabinoid** **PASSED**

 Total THC 0.0014% Total THC/Container : 4.970 mg	 Total CBD 0.0026% Total CBD/Container : 9.230 mg	 Total Cannabinoids 0.0040% Total Cannabinoids/Container : 14.200 mg
---	--	---

	(6AR,9R) D10-THC	(6AR,9S) D10-THC	CBC	CBD	CBDA	CBDV	CBG	CBGA	CBN	D8-THC	D9-THC	THCA	THCV
%	<0.0006	<0.0007	<0.0007	0.0026	<0.0007	<0.0007	<0.0007	<0.0007	<0.0007	<0.0007	0.0014	<0.0007	<0.0007
mg/unit	<2.130	<2.485	<2.485	9.230	<2.485	<2.485	<2.485	<2.485	<2.485	<2.485	4.970	<2.485	<2.485
LOQ	0.0006	0.0007	0.0007	0.0007	0.0007	0.0007	0.0007	0.0007	0.0007	0.0007	0.0007	0.0007	0.0007
	%	%	%	%	%	%	%	%	%	%	%	%	%

Weight: 2g
Analysis Method : SOP.T.30.031.NY, SOP.T.40.031.NY
Analyzed Date : 02/15/24 15:50:03

This Kaycha Labs Certification shall not be reproduced, unless in its entirety, without written approval from Kaycha Labs. The results relate only to the material or product analyzed. ND=Not Detected, ppm=Parts Per Million, ppb=Parts Per Billion, RSD=Relative Standard Deviation. Limit of Detection (LOD) and Limit Of Quantitation (LOQ) are terms used to describe the smallest concentration that can be detected and reliably measured by an analytical procedure, respectively. Action Levels are State determined thresholds based on 9 New York Codes, Rules and Regulations (NYCRR) Part 130 and Cannabis Law. The Measurement of Uncertainty (MU) error is available from the lab upon request. The "Decision Rule" for pass/fail does not include the MU. Any calculated totals may contain rounding errors.

Erica Troy
Lab Director

NY Permit # OCM-CPL-2022-00006
ISO 17025 Accreditation # 97164



Signature
02/19/24



1 Winners Circle
Albany, NY, 12205, US
(833) 465-8378

Kaycha Labs

Orange Mango Sparkling Water
Matrix : Edible
Type: Beverage



Certificate of Analysis

PASSED

Harney Brothers Cannabis

5723 Rt 22
Millerton, NY, 12546, US
Telephone: (914) 643-6617
Email: roseellen@harneybrotherscannabis.com
License #: OCM-AUCP-23-000041

Sample : AL40214004-001
Harvest/Lot ID: F240392THC
Batch#: 8318 3071 2541
Sampled : 02/13/24 03:30 PM

Sample Size Received : 13 units
Total Amount : 2292 units
Sampling Method : SOP.T.20.010.NY

Page 2 of 6



Terpenes

TESTED

Terpenes	LOQ (%)	mg/unit	%	Result (%)	Terpenes	LOQ (%)	mg/unit	%	Result (%)
LIMONENE	0.10	<355.0	<0.10		Weight:				
ALPHA-PINENE	0.10	<355.0	<0.10		1.0273g				
ALPHA TERPINEOL	0.04	<142.0	<0.04		Analysis Method : SOP.T.30.064.NY, SOP.T.40.064.NY				
BETA-CARYOPHYLLENE	0.04	<142.0	<0.04		Analyzed Date : 02/16/24 08:49:35				
CAMPHENE	0.10	<355.0	<0.10						
CARYOPHYLLENE OXIDE	0.04	<142.0	<0.04						
FARNESENE	0.10	<355.0	<0.10						
FENCHYL ALCOHOL	0.04	<142.0	<0.04						
GERANIOL	0.04	<142.0	<0.04						
GUAJOL	0.04	<142.0	<0.04						
LINALOOL	0.10	<355.0	<0.10						
MENTHOL	0.10	<355.0	<0.10						
OCIMENE	0.10	<355.0	<0.10						
TERPINOLENE	0.04	<142.0	<0.04						
VALENCENE	0.10	<355.0	<0.10						
ALPHA-BISABOLOL	0.04	<142.0	<0.04						
ALPHA-HUMULENE	0.04	<142.0	<0.04						
ALPHA-PHELLANDRENE	0.10	<355.0	<0.10						
ALPHA-TERPINENE	0.10	<355.0	<0.10						
BETA-MYRCENE	0.10	<355.0	<0.10						
BETA-PINENE	0.10	<355.0	<0.10						
Total (%)			<0.10						

This Kaycha Labs Certification shall not be reproduced, unless in its entirety, without written approval from Kaycha Labs. The results relate only to the material or product analyzed. ND=Not Detected, ppm=Parts Per Million, ppb=Parts Per Billion, RSD=Relative Standard Deviation. Limit of Detection (LOD) and Limit Of Quantitation (LOQ) are terms used to describe the smallest concentration that can be detected and reliably measured by an analytical procedure, respectively. Action Levels are State determined thresholds based on 9 New York Codes, Rules and Regulations (NYCRR) Part 130 and Cannabis Law. The Measurement of Uncertainty (MU) error is available from the lab upon request. The "Decision Rule" for pass/fail does not include the MU. Any calculated totals may contain rounding errors.

Erica Troy
Lab Director

NY Permit # OCM-CPL-2022-00006
ISO 17025 Accreditation # 97164

Signature
02/19/24



Certificate of Analysis

PASSED

Harney Brothers Cannabis

Sample : AL40214004-001

5723 Rt 22

Millerton, NY, 12546, US

Telephone: (914) 643-6617

Email: roseellen@harneybrotherscannabis.com

License # : OCM-AUCP-23-000041

Harvest/Lot ID: F240392THC

Batch# : 8318 3071 2541

5972


Sampled : 02/13/24 03:30 PM

Sample Size Received : 13 units

Total Amount : 2292 units

Sampling Method : SOP.T.20.010.NY

Page 3 of 6

 Pesticides						PASSED					
Pesticide	LOQ	Units	Action Level	Pass/Fail	Result	Pesticide	LOQ	Units	Action Level	Pass/Fail	Result
PYRETHRINS, TOTAL	0.1	ppm	1	PASS	<0.1	PACLOBUTRAZOL	0.1	ppm	0.4	PASS	<0.1
AZADIRACHTIN	0.1	ppm	1	PASS	<0.1	PERMETHRIN	0.1	ppm	0.2	PASS	<0.1
INDOLE-3-BUTYRIC ACID	0.1	ppm	1	PASS	<0.1	PHOSMET	0.1	ppm	0.2	PASS	<0.1
MYCLOBUTANIL	0.1	ppm	0.2	PASS	<0.1	PRALLETHRIN	0.1	ppm	0.2	PASS	<0.1
PIPERONYL BUTOXIDE	0.1	ppm	2	PASS	<0.1	PROPICONAZOLE	0.1	ppm	0.4	PASS	<0.1
ABAMECTIN B1A	0.1	ppm	0.5	PASS	<0.1	PROPOXUR	0.1	ppm	0.2	PASS	<0.1
ACEPHATE	0.1	ppm	0.4	PASS	<0.1	PYRIDABEN	0.1	ppm	0.2	PASS	<0.1
ACEQUINOCYL	0.1	ppm	2	PASS	<0.1	SPINETORAM, TOTAL	0.1	ppm	1	PASS	<0.1
ACETAMIPRID	0.1	ppm	0.2	PASS	<0.1	SPINOSAD, TOTAL	0.1	ppm	0.2	PASS	<0.1
ALDICARB	0.1	ppm	0.4	PASS	<0.1	SPIROMESIFEN	0.1	ppm	0.2	PASS	<0.1
AZOXYSTROBIN	0.1	ppm	0.2	PASS	<0.1	SPIROTETRAMAT	0.1	ppm	0.2	PASS	<0.1
CHLORMEQUAT CHLORIDE	0.1	ppm	1	PASS	<0.1	SPIROXAMINE	0.1	ppm	0.2	PASS	<0.1
BIFENAZATE	0.1	ppm	0.2	PASS	<0.1	TEBUCONAZOLE	0.1	ppm	0.4	PASS	<0.1
BIFENTHRIN	0.1	ppm	0.2	PASS	<0.1	THIACLOPRID	0.1	ppm	0.2	PASS	<0.1
CARBARYL	0.1	ppm	0.2	PASS	<0.1	THIAMETHOXAM	0.1	ppm	0.2	PASS	<0.1
COUMAPHOS	0.1	ppm	1	PASS	<0.1	TRIFLOXYSTROBIN	0.1	ppm	0.2	PASS	<0.1
CHLORPYRIFOS	0.1	ppm	0.2	PASS	<0.1	CAPTAN *	0.1	ppm	1	PASS	<0.1
DAMINOZIDE	0.1	ppm	1	PASS	<0.1	CHLORDANE *	0.1	ppm	1	PASS	<0.1
BOSCALID	0.1	ppm	0.4	PASS	<0.1	CHLORFENAPYR *	0.1	ppm	1	PASS	<0.1
CARBOFURAN	0.1	ppm	0.2	PASS	<0.1	CYFLUTHRIN *	0.1	ppm	1	PASS	<0.1
CHLORANTRANILIPROLE	0.1	ppm	0.2	PASS	<0.1	CYPERMETHRIN *	0.1	ppm	1	PASS	<0.1
CLOFENTEZINE	0.1	ppm	0.2	PASS	<0.1	METHYL PARATHION *	0.1	ppm	0.2	PASS	<0.1
DIAZINON	0.1	ppm	0.2	PASS	<0.1	MGK-264 *	0.1	ppm	0.2	PASS	<0.1
DICHLORVOS	0.1	ppm	1	PASS	<0.1	PENTACHLORONITROBENZENE *	0.1	ppm	1	PASS	<0.1
DIMETHOATE	0.1	ppm	0.2	PASS	<0.1	Weight:					
DIMETHOMORPH	0.1	ppm	1	PASS	<0.1	0.5276g					
ETHOPROPHOS	0.1	ppm	0.2	PASS	<0.1	Analysis Method : SOP.T.40.104.NY, SOP.T30.104.NY and SOP.T.40.154.NY					
ETOFENPROX	0.1	ppm	0.4	PASS	<0.1	Analyzed Date : 02/15/24 13:31:58					
ETOXAZOLE	0.1	ppm	0.2	PASS	<0.1	Weight:					
FENHEXAMID	0.1	ppm	1	PASS	<0.1	0.5276g					
FENOXYCARB	0.1	ppm	0.2	PASS	<0.1	Analysis Method : SOP.T.40.154.NY					
FENPYROXIMATE	0.1	ppm	0.4	PASS	<0.1	Analyzed Date : N/A					
FIPRONIL	0.1	ppm	0.4	PASS	<0.1						
FLONICAMID	0.1	ppm	1	PASS	<0.1						
FLUDIOXONIL	0.1	ppm	0.4	PASS	<0.1						
HEXYTHIAZOX	0.1	ppm	1	PASS	<0.1						
IMAZALIL	0.1	ppm	0.2	PASS	<0.1						
IMIDACLOPRID	0.1	ppm	0.4	PASS	<0.1						
KRESOXIM METHYL	0.1	ppm	0.4	PASS	<0.1						
MALATHION	0.1	ppm	0.2	PASS	<0.1						
METALAXYL	0.1	ppm	0.2	PASS	<0.1						
METHIOCARB	0.1	ppm	0.2	PASS	<0.1						
METHOMYL	0.1	ppm	0.4	PASS	<0.1						
MEVINPHOS	0.1	ppm	1	PASS	<0.1						
NALED	0.1	ppm	0.5	PASS	<0.1						
OXAMYL	0.1	ppm	1	PASS	<0.1						

This Kaycha Labs Certification shall not be reproduced, unless in its entirety, without written approval from Kaycha Labs. The results relate only to the material or product analyzed. ND=Not Detected, ppm=Parts Per Million, ppb=Parts Per Billion, RSD=Relative Standard Deviation. Limit of Detection (LOD) and Limit Of Quantitation (LOQ) are terms used to describe the smallest concentration that can be detected and reliably measured by an analytical procedure, respectively. Action Levels are State determined thresholds based on 9 New York Codes, Rules and Regulations (NYCRR) Part 130 and Cannabis Law. The Measurement of Uncertainty (MU) error is available from the lab upon request. The "Decision Rule" for pass/fail does not include the MU. Any calculated totals may contain rounding errors.

Erica Troy

Lab Director

 NY Permit # OCM-CPL-2022-00006
 ISO 17025 Accreditation # 97164

 Signature
 02/19/24



Certificate of Analysis

PASSED

Harney Brothers Cannabis

Sample : AL40214004-001

5723 Rt 22

Millerton, NY, 12546, US

Telephone: (914) 643-6617

Email: roseellen@harneybrotherscannabis.com

License # : OCM-AUCP-23-000041

Harvest/Lot ID: F240392THC

Batch #: 8318 3071 2541

5972

Sampled : 02/13/24 03:30 PM

Sample Size Received : 13 units

Total Amount : 2292 units

Sampling Method : SOP.T.20.010.NY

Page 4 of 6



Residual Solvents

PASSED

Solvents	LOQ	Units	Action Level	Pass/Fail	Result
DIMETHYL SULFOXIDE	750.0	ppm	5000	PASS	<750.0
1,1,1-TRICHLOROETHANE	225.0	ppm	1500	PASS	<225.0
HEXANE, TOTAL	625.0	ppm	290	PASS	<625.0
PENTANES, TOTAL	375.0	ppm	5000	PASS	<375.0
BUTANES, TOTAL	1800.0	ppm	5000	PASS	<1800.0
XYLENES, TOTAL	250.0	ppm	2170	PASS	<250.0
1,2-DICHLOROETHANE	0.5	ppm	5	PASS	<0.5
PROPANE	900.0	ppm	5000	PASS	<900.0
METHANOL	125.0	ppm	3000	PASS	<125.0
ETHANOL	125.0	ppm	5000	PASS	4459.9
ETHYL ETHER	125.0	ppm	5000	PASS	<125.0
ACETONE	125.0	ppm	5000	PASS	<125.0
2-PROPANOL	125.0	ppm	5000	PASS	<125.0
ACETONITRILE	125.0	ppm	410	PASS	<125.0
DICHLOROMETHANE	125.0	ppm	600	PASS	<125.0
ETHYL ACETATE	125.0	ppm	5000	PASS	<125.0
BENZENE	0.5	ppm	2	PASS	<0.5
N-HEPTANE	125.0	ppm	5000	PASS	<125.0
TOLUENE	125.0	ppm	890	PASS	<125.0
CHLOROFORM	0.5	ppm	60	PASS	<0.5

 Weight:
 0.02356g

Analysis Method : SOP.T.40.044.NY

Analyzed Date : 02/15/24 16:26:06



Certificate of Analysis

PASSED



Harney Brothers Cannabis


 5723 Rt 22
 Millerton, NY, 12546, US
 Telephone: (914) 643-6617
 Email: roseellen@harneybrotherscannabis.com
 License # : OCM-AUCP-23-000041

 Sample : AL40214004-001
 Harvest/Lot ID: F240392THC
 Batch# : 8318 3071 2541
 Sampled : 02/13/24 03:30 PM

 Sample Size Received : 13 units
 Total Amount : 2292 units
 Sampling Method : SOP.T.20.010.NY

Page 5 of 6

 Microbial PASSED						 Mycotoxins PASSED					
Analyte	LOQ	Units	Result	Pass / Fail	Action Level	Analyte	LOQ	Units	Result	Pass / Fail	Action Level
TOTAL AEROBIC BACTERIA	100	CFU/g	<100	PASS	10000	AFLATOXIN G2	0.003	ppm	<0.003	PASS	0.02
TOTAL YEAST AND MOLD	100	CFU/g	<100	PASS	1000	AFLATOXIN G1	0.003	ppm	<0.003	PASS	0.02
ESCHERICHIA COLI SHIGELLA SPP			Not Present	PASS		AFLATOXIN B2	0.003	ppm	<0.003	PASS	0.02
SALMONELLA SPECIES			Not Present	PASS		AFLATOXIN B1	0.003	ppm	<0.003	PASS	0.02
ASPERGILLUS TERREUS			Not Present	PASS		OCHRATOXIN A+	0.010	ppm	<0.010	PASS	0.02
ASPERGILLUS NIGER			Not Present	PASS		TOTAL AFLATOXINS (B1, B2, G1, G2)	0.003	ppm	<0.003	PASS	0.02
ASPERGILLUS FLAVUS			Not Present	PASS							
ASPERGILLUS FUMIGATUS			Not Present	PASS							
Weight: 1.024g						Weight: 0.5276g					
Analysis Method : SOP.T.40.058A.NY, SOP.T.40.058B.NY, SOP.T.40.208.NY Analyzed Date : 02/15/24 11:06:13						Analysis Method : SOP.T.30.104.NY, SOP.T.40.104.NY Analyzed Date : 02/16/24 08:50:12					

 Heavy Metals PASSED					
Metal	LOQ	Units	Result	Pass / Fail	Action Level
ANTIMONY	0.1000	ug/g	<0.1000	PASS	120
ARSENIC	0.1000	ug/g	<0.1000	PASS	1.5
CADMIUM	0.1000	ug/g	<0.1000	PASS	0.5
CHROMIUM	1.0000	ug/g	<1.0000	PASS	1100
COPPER	1.0000	ug/g	<1.0000	PASS	300
LEAD	0.1000	ug/g	<0.1000	PASS	0.5
MERCURY	0.0100	ug/g	<0.0100	PASS	3
NICKEL	0.1000	ug/g	<0.1000	PASS	20
Weight: 0.5948g					
Analysis Method : SOP.T.30.084.NY, SOP.T.40.084.NY Analyzed Date : 02/16/24 14:36:29					



1 Winners Circle
Albany, NY, 12205, US
(833) 465-8378

Kaycha Labs

Orange Mango Sparkling Water
Matrix : Edible
Type: Beverage



Certificate of Analysis

PASSED

Harney Brothers Cannabis

5723 Rt 22
Millerton, NY, 12546, US
Telephone: (914) 643-6617
Email: roseellen@harneybrotherscannabis.com
License # : OCM-AUCP-23-000041

Sample : AL40214004-001
Harvest/Lot ID: F240392THC
Batch# : 8318 3071 2541 5972
Sampled : 02/13/24 03:30 PM

Sample Size Received : 13 units
Total Amount : 2292 units
Sampling Method : SOP.T.20.010.NY

Page 6 of 6

Homogeneity **PASSED**

Analyte	LOQ	Units	Pass/Fail	Result	Action Level
HOM1 TOTAL THC PERCENT DIFFERENCE	0.01	%	PASS	1.57	25
HOM1 TOTAL CBD PERCENT DIFFERENCE	0.01	%	PASS	1.46	25
HOM2 TOTAL THC PERCENT DIFFERENCE	0.01	%	PASS	0.50	25
HOM2 TOTAL CBD PERCENT DIFFERENCE	0.01	%	PASS	1.37	25
HOM3 TOTAL THC PERCENT DIFFERENCE	0.01	%	PASS	2.04	25
HOM3 TOTAL CBD PERCENT DIFFERENCE	0.01	%	PASS	0.65	25
HOM4 TOTAL THC PERCENT DIFFERENCE	0.01	%	PASS	2.15	25
HOM4 TOTAL CBD PERCENT DIFFERENCE	0.01	%	PASS	0.84	25
HOM5 TOTAL THC PERCENT DIFFERENCE	0.01	%	PASS	5.91	25
HOM5 TOTAL CBD PERCENT DIFFERENCE	0.01	%	PASS	1.56	25

Analysis Method : SOP.T.30.031.NY, SOP.T.40.031.NY
Analyzed Date : 02/15/24 15:50:03

Homogeneity testing is performed utilizing High Performance Liquid Chromatography with UV detection in accordance with F.S. Rule 64ER20-39.

This Kaycha Labs Certification shall not be reproduced, unless in its entirety, without written approval from Kaycha Labs. The results relate only to the material or product analyzed. ND=Not Detected, ppm=Parts Per Million, ppb=Parts Per Billion, RSD=Relative Standard Deviation. Limit of Detection (LOD) and Limit Of Quantitation (LOQ) are terms used to describe the smallest concentration that can be detected and reliably measured by an analytical procedure, respectively. Action Levels are State determined thresholds based on 9 New York Codes, Rules and Regulations (NYCRR) Part 130 and Cannabis Law. The Measurement of Uncertainty (MU) error is available from the lab upon request. The "Decision Rule" for pass/fail does not include the MU. Any calculated totals may contain rounding errors.

Erica Troy
Lab Director

NY Permit # OCM-CPL-2022-00006
ISO 17025 Accreditation # 97164

Signature
02/19/24